



Document No.: SWF Decompiler Magic

SWF Decompiler Magic

Flash Decompiler Studio Ltd.

<http://www.flashdecompiler.us>



Pages Order

About SWF Decompiler Magic.....	Pages 3-5
Purchase Information.....	Pages 6
Using SWF Decompiler Magic.....	Pages 7-12
FAQs.....	Pages 13
About Us.....	Pages 14

Introduction

SWF Decompiler Magic, a powerful software that can be used by programmers who need to deal with Flash technology. It is a powerful flash decompiler with the functionality to convert flash files between swf and exe formats and edit SWF movies (**dynamic texts**, images and more). With this powerful application, users can export resources from a Flash and save sounds, images, shapes, frames, morphs, fonts, dynamic texts, buttons, sprites and ActionScripts as other formats. It also enables you to export FLA data which can easily be edited in native Flash environment.

Main Features

- User-friendly interface that is easy to use.
- Export all resources from a SWF file.
- Export data from a flash to rebuild FLA file.
- Convert flash files between exe and swf formats.
- Browse and preview any resource before exporting.
- Show detailed properties of elements in Flash movies.
- Support replacing the images of current flash.
- Support editing the **dynamic texts** of current flash.

System Requirements

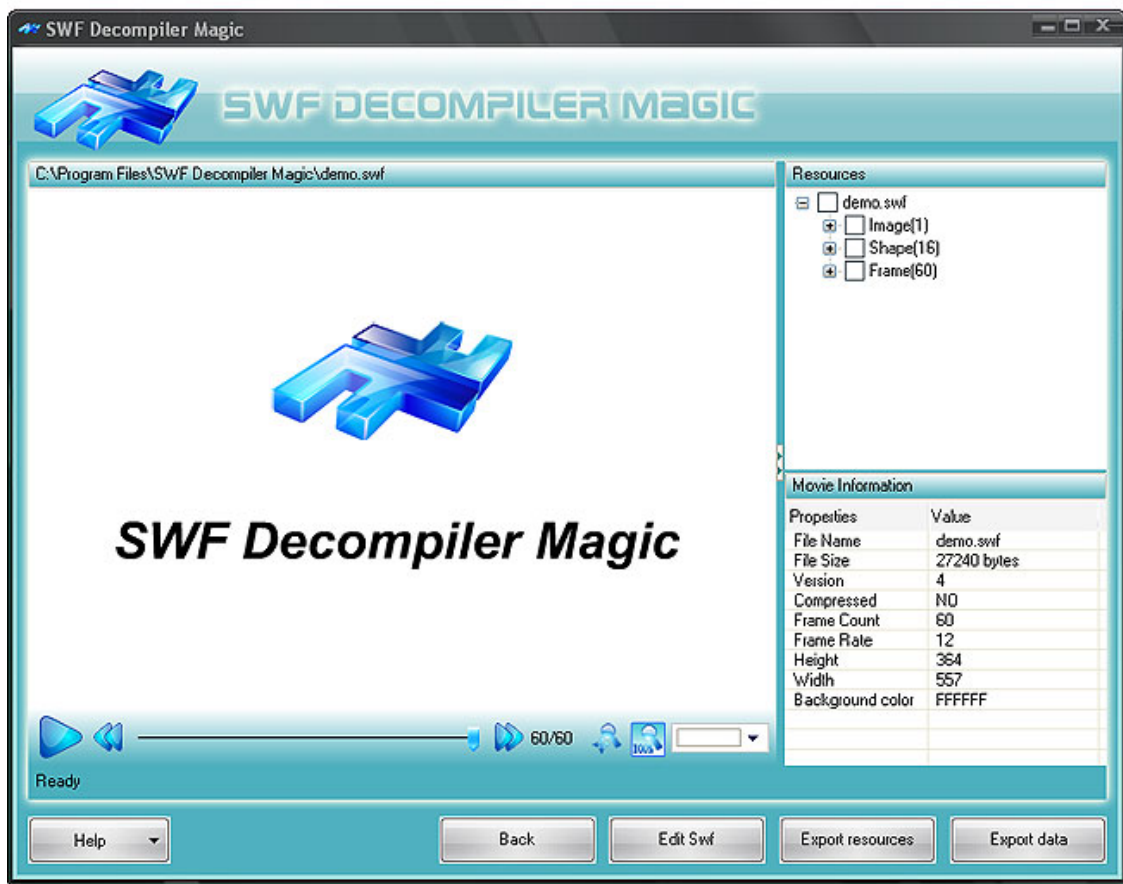
- Windows 2000/2003/XP or windows Vista
- Pentium 500 PC or higher
- 64MB RAM or more

Trial version limitations

- Users can use SWF Decompiler Magic Trial Version for limited 21 times within 7 valid days.
- SWF Decompiler Magic Trial Version allows exporting FLA data for limited 6 times.
- Checking all components to export is not available with SWF Decompiler Magic Trial Version.

Overview





Purchase information

Software Name	Cost	How to buy
SWF Decompiler Magic	\$44.95	Buy Now

Within 24 hours after purchasing it, customers will receive the Registration code which will turn SWF Decompiler Magic trial version into full version.

Benefits of registration

- » Full function of SWF Decompiler Magic.
- » Free online upgrade.
- » Free lifetime support.

We provide the **30-Day Money-Back Guarantee** if you are not satisfied with this product.

Is my order secure?

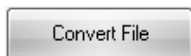
As we did for years, we promise the most secure purchase.

ShareIt and RegNow, all these Flash Decompiler Studio partners passed strict certification. We truly believe in 'Only by benefiting our customer can we benefit ourselves'. So your purchase security in Flash Decompiler Studio is our top priority! Flash Decompiler Studio has been involved in E-commerce for years. And through these years, we built up a secure online shopping system. You can enjoy the high-speed and convenience we offer.

Convert between EXE and SWF file

SWF Decompiler Magic allows you to convert flash files between EXE and SWF. This page will guide you to convert files step by step:

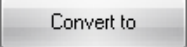
» Open SWF Decompiler Magic.



» Click **Convert File** button, which is located at the bottom right of the interface.



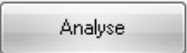
» Then you will see a Convert File window located at the right of interface. Click  button to select or write the path of the desired flash file manually.


» Finally, click  button and select output directory in a pop-up "Save" window.

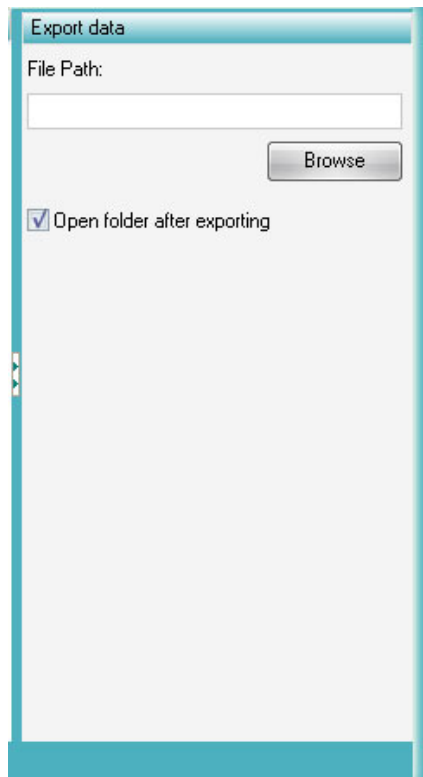
Export FLA data


SWF Decompiler Magic provides a powerful function for users to export FLA data which can be rebuilt and edited in native flash environment.

» Open SWF Decompiler Magic.

» Click  button, and select the flash file you want to export.

» Tick the components you want to export in Resources list then click  button which located at the bottom right of the interface. (You can also right click to select "Export data" after selecting desired elements in Resources list.) A Export data window will be displayed on the right of the interface:



» Click  button to select or write the path of the desired flash file manually. Check or uncheck the "Open folder after exporting" box

» Click  button to start the export process.


Note: To open the file "rebuildcommand", you should install "Macromedia Flash Professional 8" . Then, it will generate a FLA file for you automatically.

Export Resources

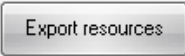
With SWF Decompiler Magic, you can easily export all elements such as sound, images, video, shapes, frames, morphs, fonts, texts, buttons, sprites and ActionScripts embedded in a Flash movie and save them as other formats you wish.

» Open SWF Decompiler Magic.

Analyse

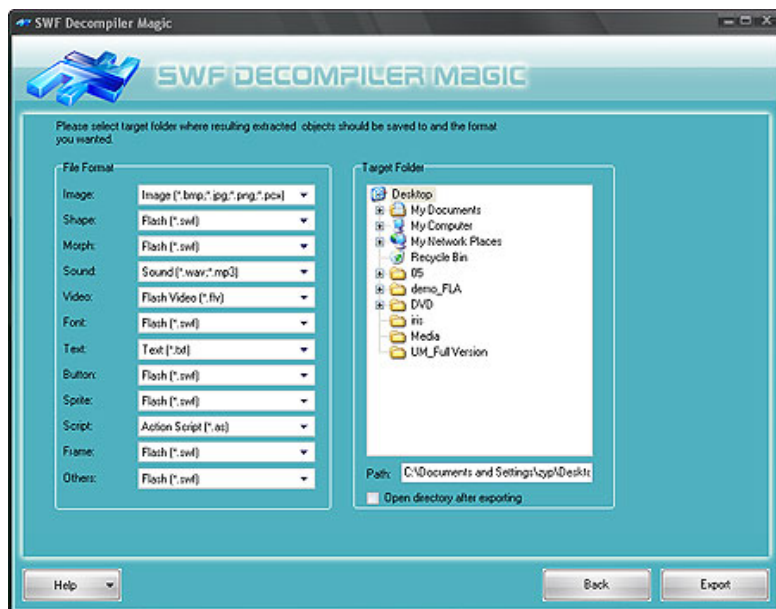
» Click  button, and select the flash file you want to export.

Export resources

» Tick the components you want to export in Resources list then click  button located at the bottom right of the interface. (You can also right click to select Export Resources after selecting desired elements in resources list.).

Export

» Select desired format and target folder ("Path" field) . Check or uncheck the "Open directory after exporting" box. Click  button to start the export process.



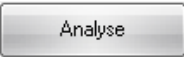
Edit SWF files

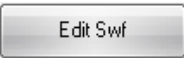
SWF Decompiler Magic offers the feature of editing SWF files, it lets you easily edit images, **dynamic texts** of any Flash movie. the edited result will be saved and will play immediately.

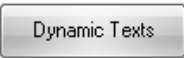
Edit dynamic texts

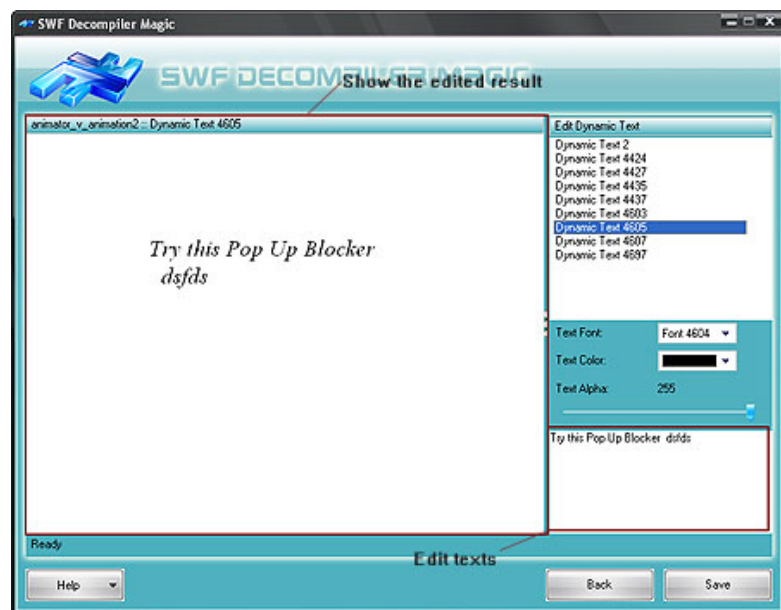
With this feature, users can adjust the size, font, color of selected dynamic texts at your will.

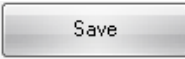
» Open SWF Decompiler Magic.

» Click  button, and select the flash file you want to edit.

» Click  button which located at the bottom right of the interface.


» Click  button, then edit the selected texts in the box which located at the bottom right of the interface.

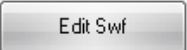



» Finally, click  button to apply all the changes to current flash file.

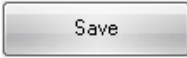
Replace Images

» Open SWF Decompiler Magic.

» Click  button, and select the flash file you want to edit.

» Click  button which located at the bottom right of the interface.

» Click  button, then choose an image to replace current one or write the path of your desired image manually.

» Apply the changes to current flash file by clicking .

FAQs

» How to convert a file?

1. Open SWF Decompiler Magic.
2. Click "**Convert File**" button, which is located at the bottom right of the interface.
2. Then you will see a Convert File window located at the right of interface. Click "**Browse**" button to select or write the path of the desired flash file manually.
3. Finally, click "**Convert to**" button and select output directory in a pop-up "**Save**" window.

» How to edit texts of current flash?

1. Open SWF Decompiler Magic
2. Click "**Analyse**" button, and select the flash file you want to edit.
3. Click "**Edit Swf**" button which located at the bottom right of the interface.
4. Click "**Dynamic Texts**" button, then edit the selected texts in the box which located at the bottom right of the interface.
5. Finally, click "**Save**" button to apply all the changes to current flash file.

» Is it possible to export all resources at once by SWF Decompiler Magic?

Yes, it's available. In resources list, you need to check all the folders and right-click "Export Resource" or click "Export resources" button located on tool bar to get all resources.

» Is the trial version different from the purchased version?

SWF Decompiler Magic can be downloaded from our [Download Center](#) . There are some limitations on our trial version:

1. SWF Decompiler Magic Free Version enables you to experience its professional and innovative features for 21 times within 7 days.
2. Function Limitation. You can not use SWF Decompiler Magic Free Version to export all resources used by a flash file
3. FLA export Limitation: SWF Decompiler Magic Trial Version allows you to export FLA data for only 6 times.

For registered customers, we offer a series of benefits, such as discount products from Flash Decompiler Studio, powerful customer service and free updates.

» Why couldn't I get technique support. I have sent several emails to your support team, but none replied.

Technique support and customer care are available for registered users. If you have registered/purchased the program, please resend your email, We will improve our customer service and reply your email as soon as possible. If you are free user, please try to contact us after you register/purchase full version

» Do I need to re-register after I re-install the software?

Yes. You need to re-register after you re-install the software.

» I lost my registration code, What should I do now?

If you need to retrieve a lost registration code, please send us your User Name and Email Address in registration to support@flashdecompiler.us. We will reply within 24 hours.



About Flash Decompiler Studio

Flash Decompiler Studio is powered by a dedicated team of professionals with strong passion to develop, publish multimedia software, such as flash decompiling software. Our mission is to deliver high quality software to individuals and companies all over the world.

We would like to provide full multimedia solutions to meet and serve customers' demand. We will try our best to bring users the most excellent software and technology all the while.

Contact Us

Email Address:
3959 E Hawthorne St
Andover MA 01839
USA

Email Address: support@flashdecompiler.us

For more information, please visit www.flashdecompiler.us